




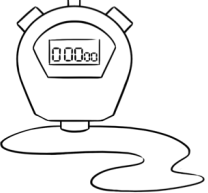


Ways to Practise your Spelling Words

Rainbow words	ABC order	Raining Words	Spotty Words				
<p>ship shop wish flash</p> <p>Choose 3 colours to write your words. Change colour for every sound.</p>	<p>ant bat cat duck</p> <p>Write your words in alphabetical order.</p>	 <p>Draw a cloud for each of your spelling words. Write your word inside. Write the letters of each word like raindrops falling from the cloud!</p>	<p>play home tree mine</p> <p>Write each of your spelling words using spotty dotty letters</p>				
Curly Words	Word Pyramids	Bubble Words	Spelling Sentences				
<p>then with said they</p> <p>Write each of your spelling words using curly whirly letters</p>	 <p>Write each of your words, starting with one letter and adding one more each row. Draw a triangle around your finished pyramid.</p>	<p>going</p> <p>Write each of your spelling words in bubble letters.</p>	<p>Help - I needed help with my tricky homework.</p> <p>Write each of your spelling words in coloured pencil. Write an interesting sentence for each of your spelling words. Underline your spelling word.</p>				
Word Whirls	Word Sort	Words 3 Ways	Word Web				
 <p>For each of your spelling words draw a coil. Write your word around and around in your coils.</p>	<table border="1"> <tr> <td>3 letters for</td> <td>4 letters went</td> </tr> <tr> <td>5 letters quick house</td> <td>5 or more letters friend</td> </tr> </table> <p>Divide your paper into 3 or 4 columns. Sort your spelling words by how many letters or syllables each word has.</p>	3 letters for	4 letters went	5 letters quick house	5 or more letters friend	 <p>Write each of your spelling words 3 times, in pencil, crayon and pen.</p>	 <p>Draw a large spider web that covers your whole page. Write your spelling words in the different sections of the web.</p>
3 letters for	4 letters went						
5 letters quick house	5 or more letters friend						
Speech Sentences	Highlighter Helper	Magazine Words	Cross word				
<p>Book - "Have you finished your <u>book</u>?" Mrs. Jones asked.</p> <p>Write each of your spelling words in coloured pencil. Write a sentence for each of your words that includes dialogue. Don't forget your speech marks!</p>	<p>beach very magic</p> <p>Write out each of your spelling words. Use a highlighter to highlight the tricky part of each word.</p>	<p>what when where</p> <p>Cut out letters from old newspapers and magazines and make your spelling words.</p>	<p>T WHITE A NEVER K U NICE</p> <p>Make a crossword with your spelling list.</p>				
Consonants and Vowels	Silly Sentences	Add them up	Minute Spelling				
<p>STiLL TaKe GReaT</p> <p>Write your spelling words by writing the consonants in CAPITALS and the the vowels in lowercase.</p>	<p>Book - I ate 3 tasty books for breakfast!</p> <p>Write each of your spelling words in coloured pencil. Write a silly, funny sentence for each of your words. Don't forget your punctuation!</p>	<p>Consonants = 1 Vowels = 2</p> <p>more</p> <p>1 + 2 + 1 + 2 = 6</p> <p>Write each of your spelling words and then add up the letters. Vowels = 2 points, consonants = 1 point.</p>	 <p>Time yourself using a stopwatch, timer, iPad or phone. You have 1 minute (per word) to write each of your spelling words as many times as you can.</p>				